
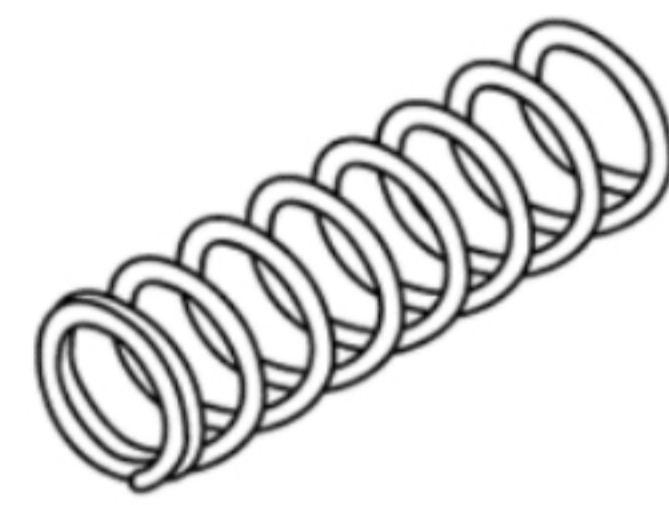


ESPAÇO PARA COLAR SEU CABEÇALHO

VAMOS LER JUNTINHOS!

A BOLA

OLHA A BOLA.
A BOLA QUE ROLA.
DE QUEM É A BOLA?
É DA CAROLA.
A BOLA ROLA.
ROLA E PULA.
ROLA QUE NEM MOLA.
PULA QUE NEM MULA.



PINTE A LETRA **B** TODA VEZ QUE VOCÊ ENCONTRAR NO TEXTO.

ESPAÇO PARA COLAR SEU CABEÇALHO

INTERPRETAÇÃO DO TEXTO.

1. O TEXTO FALA SOBRE:



BALA



BOLA



BOLO

2. A BOLA É DE:

CARLA

CAROLA


3. A BOLA:

MOLA E PULA

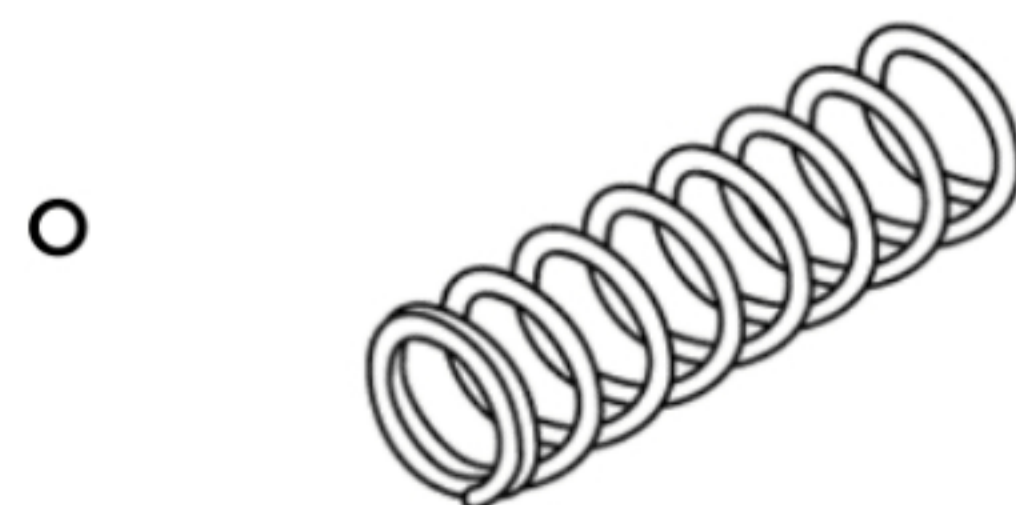
ROLA E PULA

4. LIGUE:

ROLA QUE NEM ◦

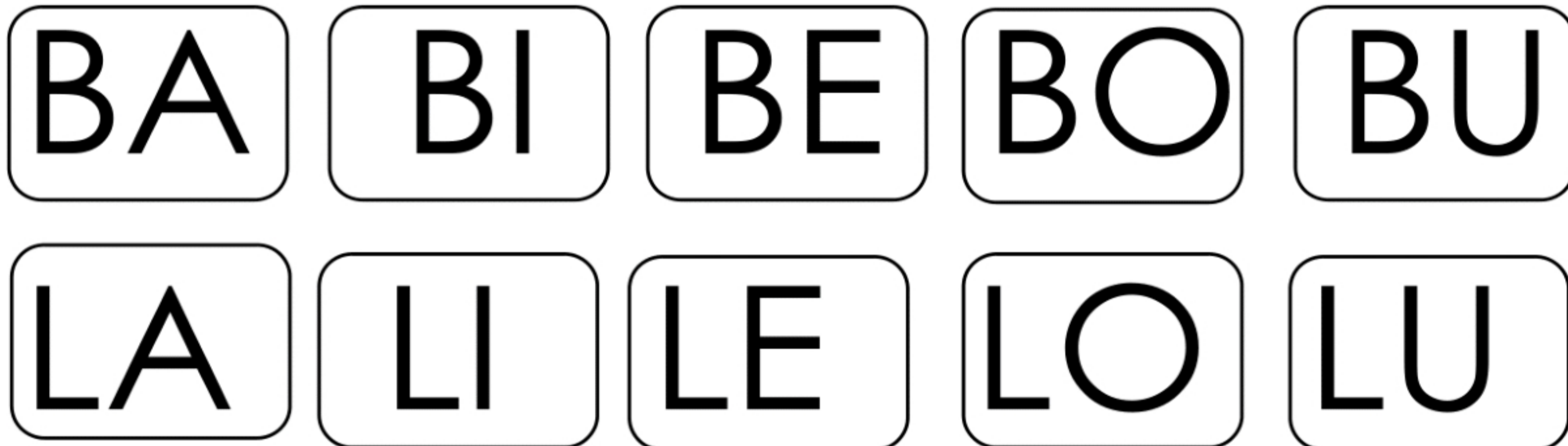



PULA QUE NEM ◦



ESPAÇO PARA COLAR SEU CABEÇALHO

LEIA:



LEIA AS PALAVRAS:

BALA	BELA	LOBO
BALÃO	BOLO	BOLA
BULE	BALÉ	BOBO
BABÁ	BIA	LUA
BULA	BOI	BILU

ESPAÇO PARA COLAR SEU CABEÇALHO

LEIA E COPIE:

BA BI BE BO BU

--	--	--	--	--

LA LI LE LO LU

--	--	--	--	--

2. VAMOS FORMAS SÍLABAS:

	E	A	U	I	O
B					
L					

ESPAÇO PARA COLAR SEU CABEÇALHO

1. LEIA E ESCREVA AS PALAVRAS:



BALA



BOLO



BULE



BALÉ



BILU



BULA



LOBO



BOLA




BABÁ



BIA



LUA



BOI

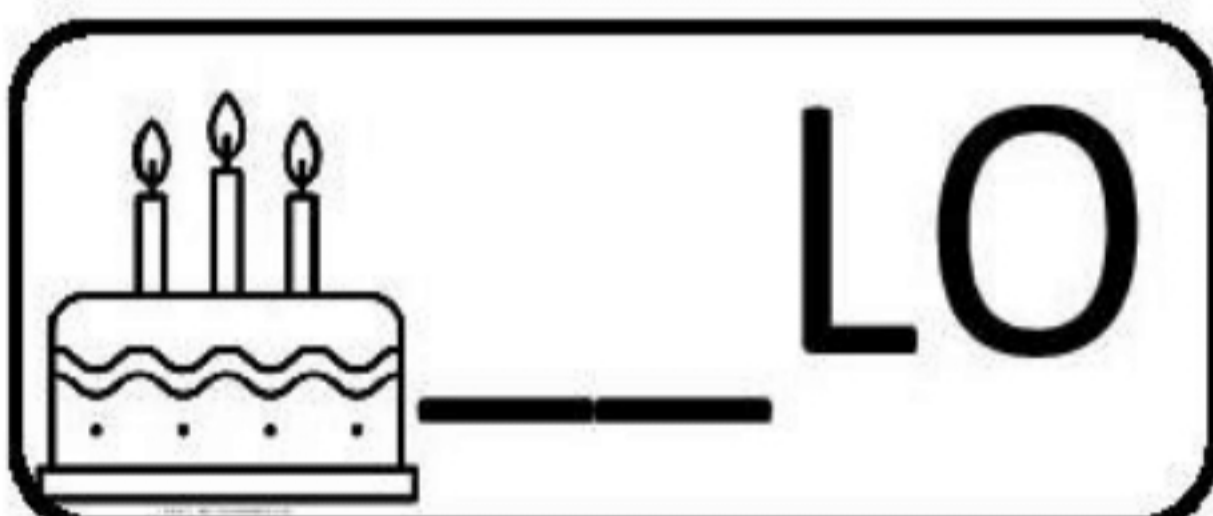
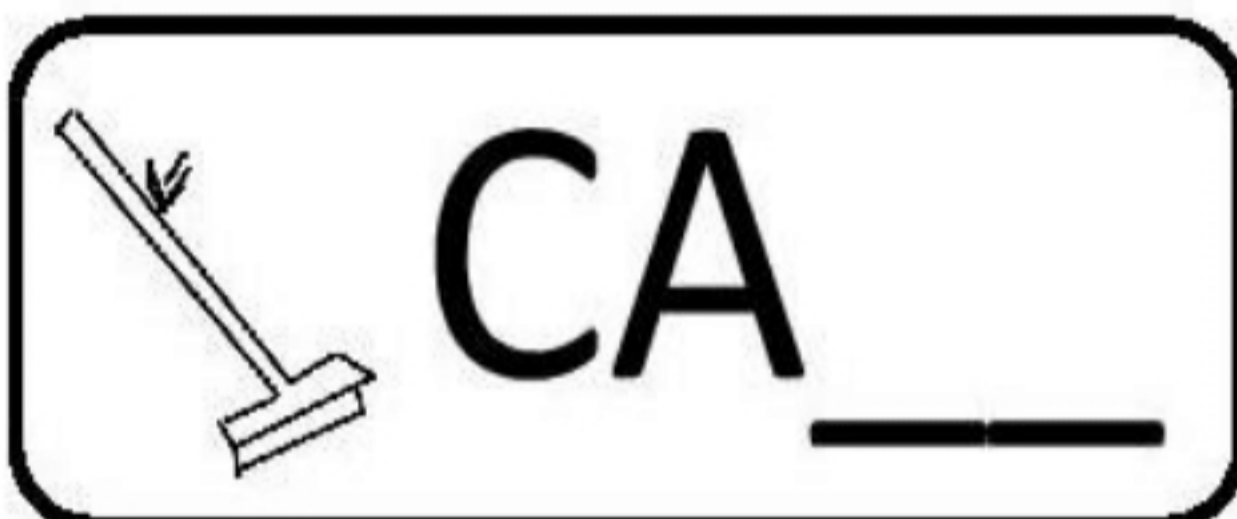
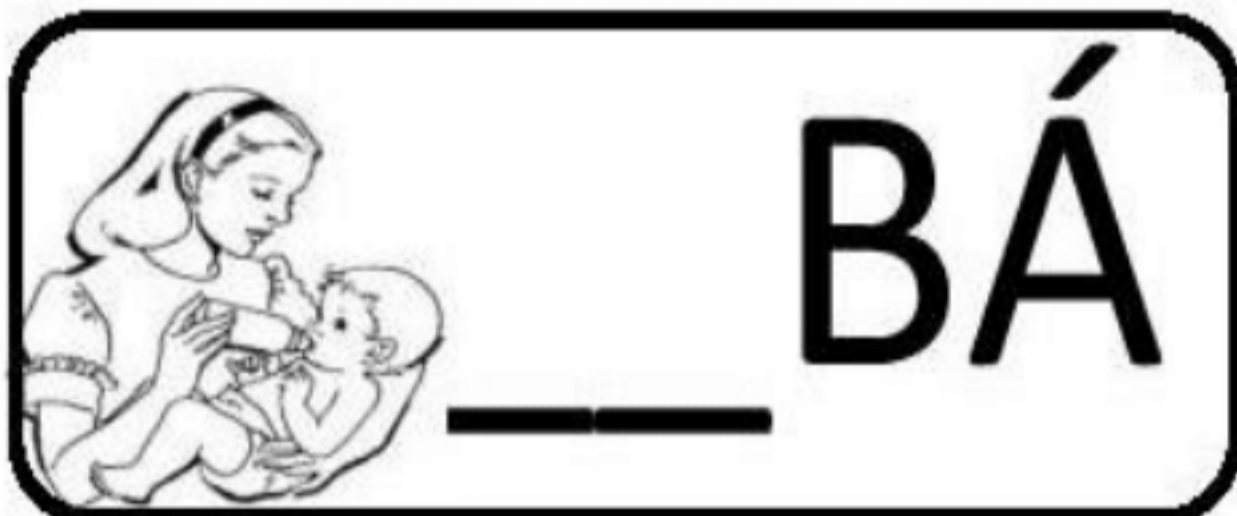


BELA

ESPAÇO PARA COLAR SEU CABEÇALHO

COMPLETE AS PALAVRAS COM:

BA - BE - BI - BO - BU



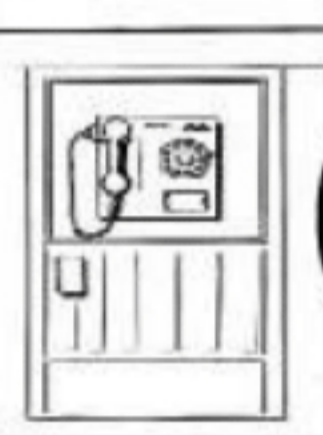
ESPAÇO PARA COLAR SEU CABEÇALHO

COMPLETE AS PALAVRAS COM:

BA - BE - BI - BO - BU



BO__NA



CA__NE



A__LHA



__RACO



BE__DA



CLU__



__ZERRO



__ATRIZ



__CO

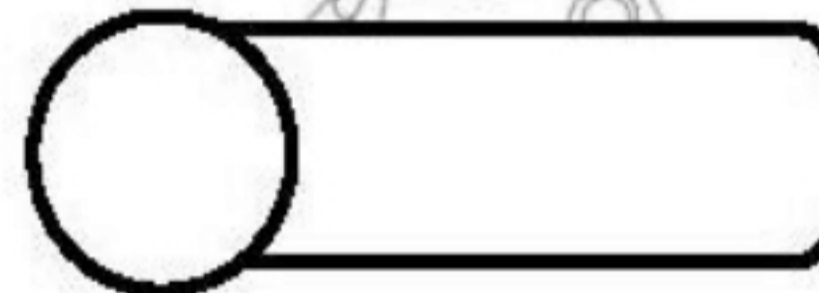


__TO



ESPAÇO PARA COLAR SEU CABEÇALHO

NUMERE OS DESENHOS DE ACORDO COM A PALAVRA E ESCREVA SEU NOME.

1. BUJÃO




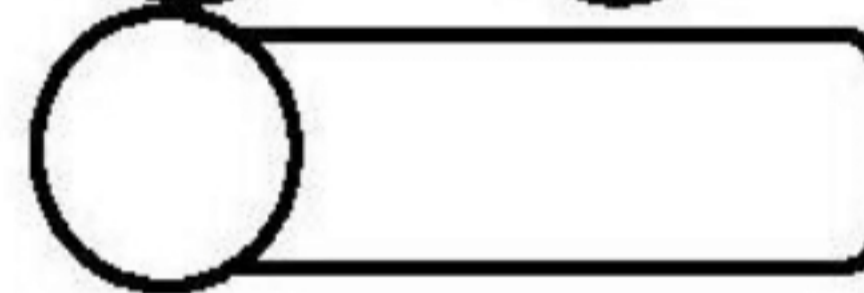
2. JABUTI



3. BOTA



4. BOTO

5. BONÉ



6. BICICLETA

7. BIFE



8. BICHO

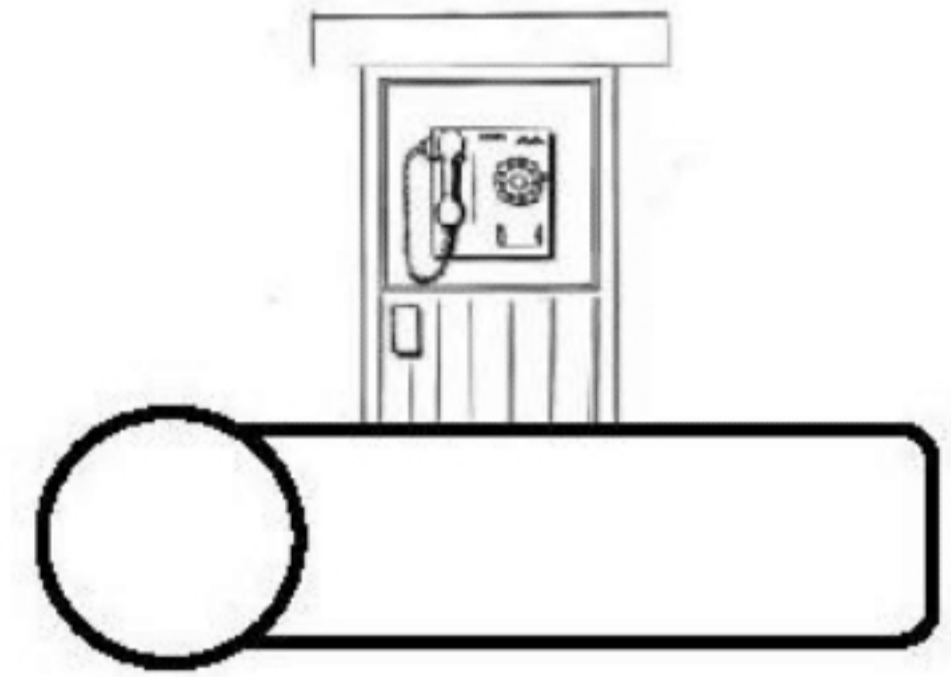
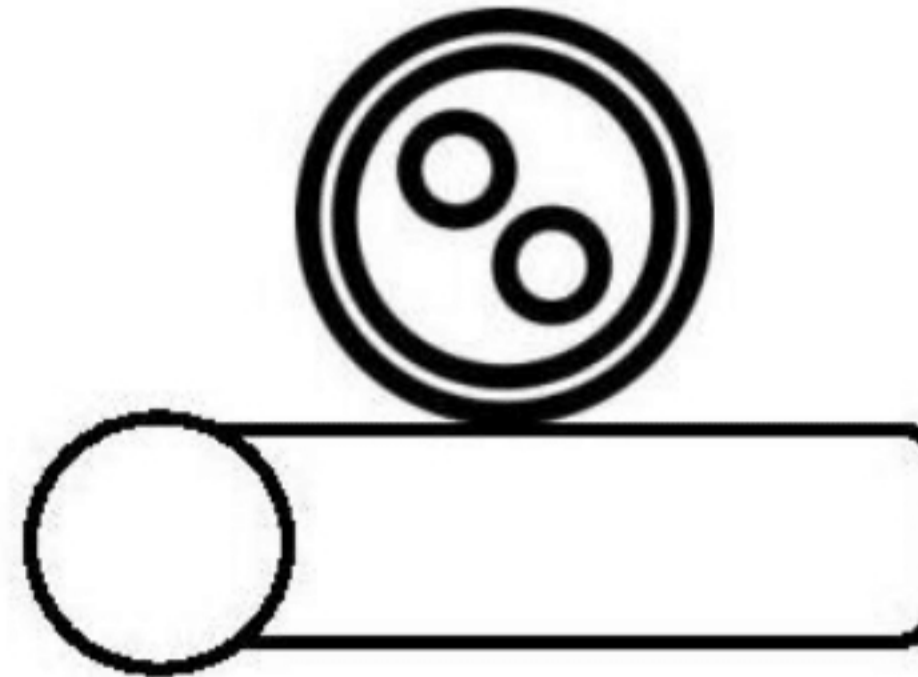
9. BIGODE




ESPAÇO PARA COLAR SEU CABEÇALHO

NUMERE OS DESENHOS DE ACORDO COM A PALAVRA E ESCREVA SEU NOME

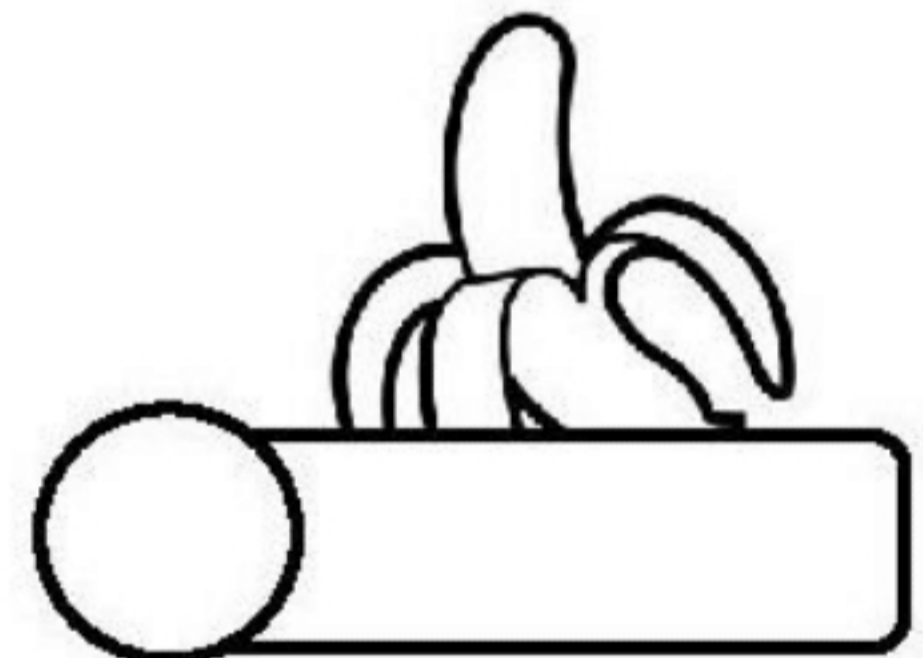

1. BODE



2. CABO



3. BOTÃO

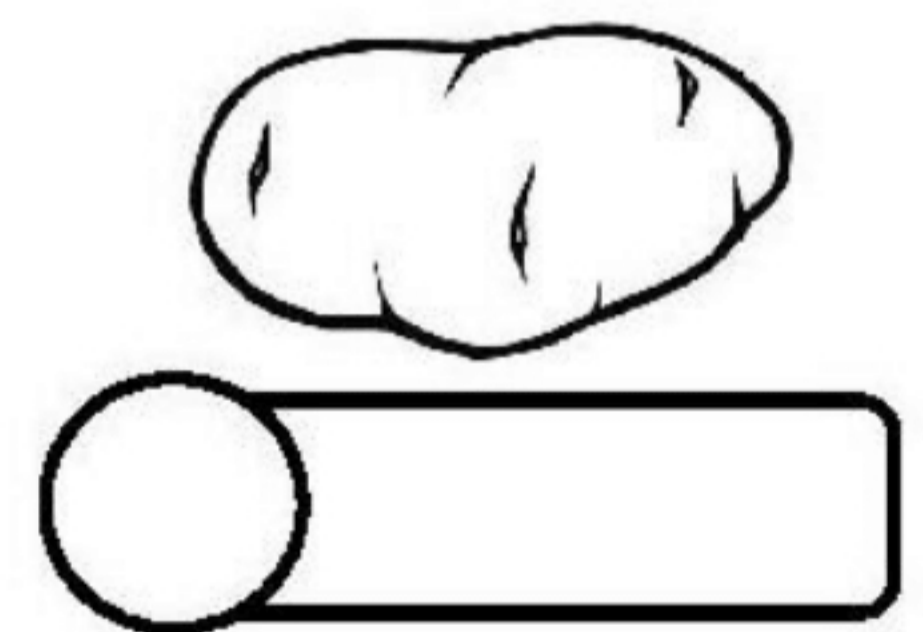
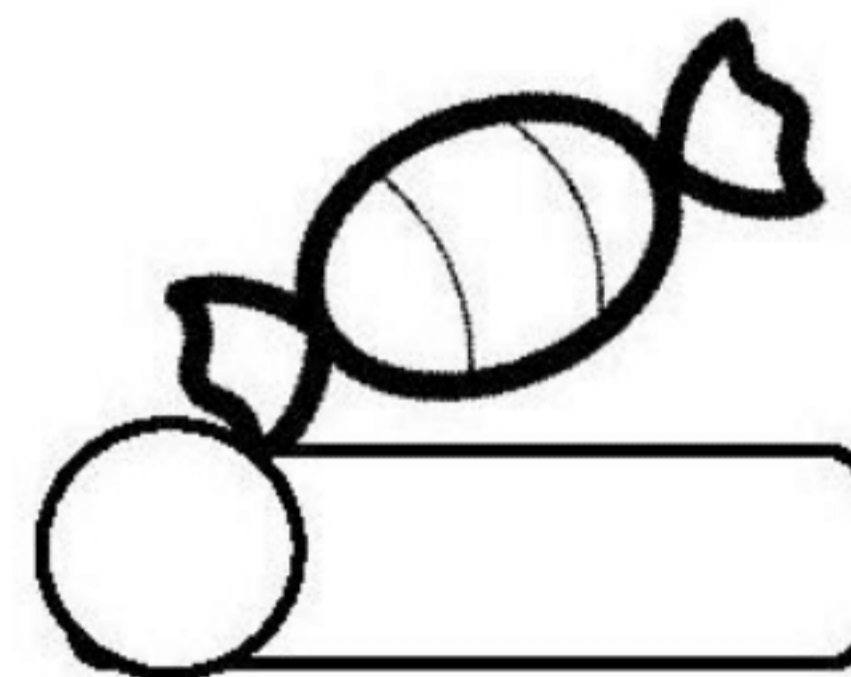


4. BOLO

5. CABINE

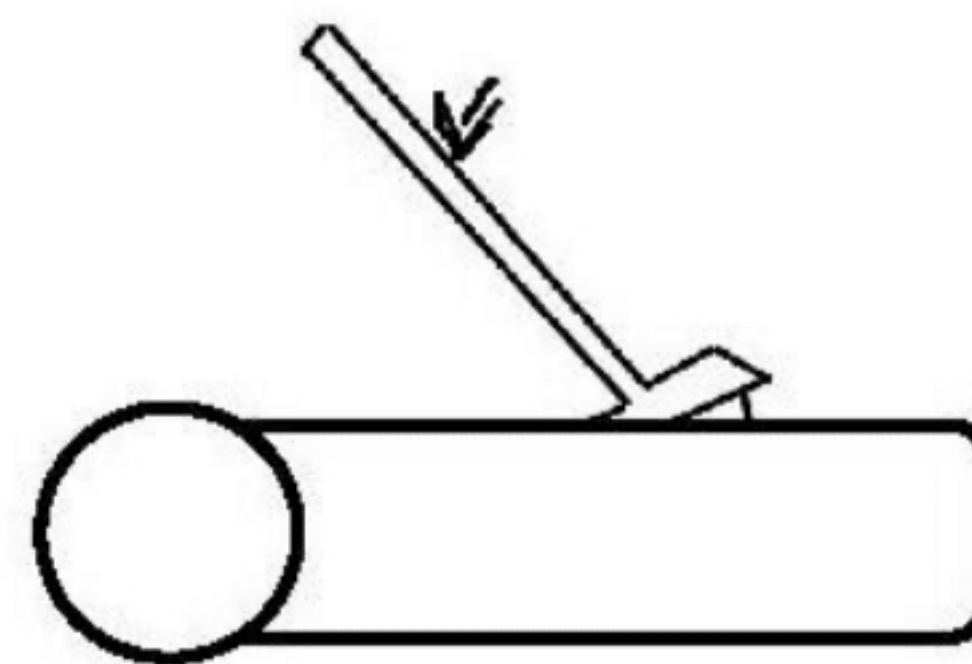
6. BALA

7. BANANA







8. BATATA

9. BOLACHA




ESPAÇO PARA COLAR SEU CABEÇALHO

ESCREVA CADA SÍLABA EM UM QUADRINHO.




ESPAÇO PARA COLAR SEU CABEÇALHO

ESCREVA CADA SÍLABA EM UM QUADRINHO.



ESPAÇO PARA COLAR SEU CABEÇALHO

OBSERVE A CENA E RESPONDA A PERGUNTA.



MARQUE UM X NA FRASE QUE REPRESENTA O DESENHO.


- A BOLA BATE NO BULE.
- BETO CHUTA A BOLA.
- A BOLA BATE NO BETO
- A BOTA BATE NO BODE.

COPIE A FRASE CORRETA EM LETRA CURSIVA.

ESPAÇO PARA COLAR SEU CABEÇALHO

A BOTA DO BETO

NA BOTA DE BETO
A BOLA BATEU.
BETO BOTOU
BANCA DE BRAVO.
BUFANDO, BERROU
EM ALTOS BRADOS:
_ PARA O BOBO DO BODE
QUE MANDOU ESTA BOLADA
EU JÁ BOLEI BOAS BUTINADAS.



CIRCULE NO TRAVA - LÍNGUAS AS PALAVRAS INICIADAS COM A LETRA B.

1. QUEM SÃO OS PERSONAGENS PRINCIPAIS DO TEXTO?

PASSE O TEXTO PARA A LETRA CURSIVA NO SEU CADERNO.

ESPAÇO PARA COLAR SEU CABEÇALHO

1. ONDE A BOLA BATEU?

2. QUEM BOTOU BANCA DE BRAVO?

3. COPIE ABAIXO AS PALAVRAS QUE INICIADAS COM A LETRA B NO TEXTO.

4. SEPRE EM SÍLABAS AS PALAVRAS:

BETO	<input type="text"/>	<input type="text"/>	SÍLABA FINAL	<input type="text"/>
BODE	<input type="text"/>	<input type="text"/>	SÍLABA INICIAL	<input type="text"/>
BOTA	<input type="text"/>	<input type="text"/>	SÍLABA INICIAL	<input type="text"/>
BOLA	<input type="text"/>	<input type="text"/>	SÍLABA FINAL	<input type="text"/>